

Signs

9 to 12 year olds

Copyright Notice

The material enclosed is copyrighted. You do not have resell rights or giveaway rights to the material provided herein. Only customers that have purchased this material are authorized to view it. If you think you may have an illegally distributed copy of this material, please contact us immediately.

No part of this publication may be reproduced or transmitted in any form or by any means, electronic or mechanical, including photocopying or by information storage and retrieval systems. It is illegal to copy this material and publish it on another web site, news group, forum, etc. even if you include the copyright notice.

Legal Notices

While all attempts have been made to verify information provided in this publication, neither the author nor the publisher assumes any responsibility for errors, omissions or contrary interpretation of the subject matter herein. The publisher wants to stress that the information contained herein may be subject to varying state and/or local laws or regulations. All users are advised to retain competent counsel to determine what state and/or local laws or regulations may apply to the user's particular operation. The purchaser or reader of this publication assumes responsibility for the use of these materials and information. Adherence to all applicable laws and regulations, federal, state and local, governing professional licensing, operation practices, and all other aspects of operation in the US or any other jurisdiction is the sole responsibility of the purchaser or reader. The publisher and author assume no responsibility or liability whatsoever on the behalf of any purchaser or reader of these materials. Any perceived slights of specific people or organizations is unintentional.

Signs

Awake and Alert
For 9-12 year olds

Sunday Proper:

Year B, Advent 1

Season:

*Advent,
Purple*

Opening Acclamation

Surely the Lord is coming soon.

Revelation 22:20

Gospel Reading

Mark 13:24-37

24 “During the days after this trouble comes,

‘The sun will grow dark.

And the moon will not give its light.

25 The stars will fall from the sky.

And everything in the sky will be changed.’ Isaiah 13:10; 34:4

26 “Then people will see the Son of Man coming in clouds with great power and glory. 27 The Son of Man will send his angels all around the earth. They will gather his chosen people from every part of the earth.

28 “The fig tree teaches us a lesson: When its branches become green and soft, and new leaves begin to grow, then you know that summer is near. 29 So also when you see all these things happening, then you will know that the time is near, ready to come. 30 I tell you the truth. All these things will happen while the people of this time are still living. 31 The whole world, earth and sky, will be destroyed, but the words I have said will never be destroyed.

32 “No one knows when that day or time will be. The Son and the angels in heaven don’t know. Only the Father knows. 33 Be careful! Always be ready! [a] You don’t know when that time will be. 34 It is like a man who goes on a trip. He leaves his house and lets his servants take care of it. He gives each servant a special job to do. One servant has the work of guarding the door. The man tells this servant always to be watchful. This is what I am now telling you. 35 You must always be ready. You don’t know when the owner of the house will come back. He might come in the evening, or at midnight, or in the early morning, or when the sun rises. 36 He might come back quickly. If you are always ready, then he will not find you sleeping. 37 I tell you this, and I say this to everyone: ‘Be ready!’”

Mark 13:24-37

Focus Activity

Olive Tree Illustration

Have a child read the gospel Mark 13:24–37 as you illustrate the olive tree signs by drawing on butcher paper/white board/chalk board or using the olive tree assets (found in the printout section).

Discussion on the Theme:

Awake, Alert, & Signs

Advent is a time of anticipation and preparation for the first time Jesus came to earth—Christmas. Our reading today is about anticipation and preparation for when Jesus comes the second time.

1. What is something we might wait for? **Grandma coming to visit us for Christmas. Adjust the following two questions to match whichever example the children offer or you wish to use, i.e. start of a school year, a baby family member, etc.**
2. How do we get ready for Grandma's visit? **We clean the house, have food ready if she's hungry when she arrives.**
3. What happens if you don't know when she's supposed to come? Do you wait to clean up or do you keep everything ready? **Keep everything ready.**
4. The first thing the gospel reading states is conditions for the second coming of Christ—what are the things the scripture says to look for? **The sun, moon, and stars will darken. This may not mean an actual darkening, but might be a metaphor for the spiritual condition of the world—the world will spiritually be dark because it rejects the light of the World who is Christ.**
5. Jesus uses two examples for us in the scripture, what are they? **He first uses an illustration that reminds His listeners that as they are anticipating**

the change from winter to spring they watch for new buds that bring leaves and blossoms for the olive fruit to start to appear on the olive tree because then they will know that spring is about to arrive and they can prepare for their new crops. The second illustration He uses describes when a house owner leaves for a long trip and doesn't know when he'll return. He gives His servants tasks to do while He is gone. One of the servants is his guard whom he reminds to be vigilant when watching the gate, because they don't know if the owner will return at noon, dusk, dawn or anywhere in between.

6. What does the first illustration mean? **That when Christians see the world going dark, they will know that the time is getting very close for the second arrival of Christ.**

7. What does the second illustration mean? **That we should be ready and prepared in anticipation of Christ's second coming so that he doesn't catch us sleeping (unprepared).**

8. How do we prepare for Christ's return? **It is our duty to watch and pray. We spend time with God by reading His word, praying, listening to wise Christian leaders, and sharing the Good News that Jesus died for all of us to be forgiven if we ask.**

9. Does anyone know when Christ will come again? **No. The only one who knows the exact time Christ will return is God himself.**

Memory Verse

“Be careful! Always be ready! You don’t know when that time will be.”

Mark 13:33

Memory Verse Activity

Catch My Shadow Game

Material list:

- Blind folds for each player (except the Shadow player)

Discussion:

Christ tells us in Mark 13 to be awake and ready. Mark 13:33 “Be careful! Be ready! You don’t know when that time will be.”

In the “Catch My Shadow Game” the players who are blindfolded don’t know what time the Shadow will come to stand behind them. They must remain vigilant, ready to catch the Shadow when he stand behind them.

How to Play: *This is best played with 6 or more players.

1. Pick one player to be the “Shadow”. Everyone else stands in a circle facing inward and puts on their blindfolds.
2. The Shadow will sneak around the circle, standing behind various players for 2-3 seconds at a time.
3. If one of the blindfolded players senses the Shadow behind them, they turn around and try to tag the Shadow. If the blindfolded player succeeds in tagging the Shadow, they become the new Shadow.

4. If, however, the Shadow makes it all the way around the circle without being tagged, the Shadow wins the round. The Shadow chooses a player to become the new Shadow.

Craft

Clay Advent Calendar

Materials

- Clay or play dough (recipe at the end)
- Template printouts
- Disposable plates (one per child)
- Peg or stone per child
- *If desired, three purple and one pink candles for the Sundays of advent. And maybe one white for Christmas day.)

Preparation

Print out the Advent calendar template (one per kid or the kids can share).

How To

1. Give each child a plate, a peg/stone, a template, and enough play dough to create their calendar using the template. *If using candles, give each child one pink, one white, and three purple candles.
2. Have the children produce a thick long rope with their play dough.
3. Wrap the rope in a spiral shape on their plate.
4. Using the template as a guide (or the kids can eyeball, if they desire) to mark out the holes for each day of advent.
5. When the holes are created, place a purple candle in the 7th, 14th, and 28th hole (1st, 2nd, and 4th Sundays of Advent). Place a pink candle in the 21st hole (3rd Sunday of Advent). Place a white candle in the 29th hole for Christmas.

Discussion

Remind the kids that Advent is time to prepare for Christ's return and we can do this by reading God's Word.

Theme Snack

Advent Wreath Donuts

Materials list

- Donuts
- Candles (if possible: 1 pink and 3 purple per child)
- () Green icing
- (Opt) shredded coconut

Preparation

1. (Opt) If you are opting for using the green icing and shredded coconut, mix the coconut and icing to form “evergreen” boughs. Spread the icing on the tops of the donuts.
2. Place a three purple candles and one pink candle in each donut.

Discussion:

Remind the kids that Advent is a time of watching and waiting for the first coming of Christ–Christmas. We use advent wreaths to help us keep track and focused. The first, second, and fourth Sundays are purple because purple is a preparation color in the church. The third Sunday is pink to represent the holy family.

The kids can eat the donuts as a snack, if desired.

Prayers

What are we thankful for? [Allow the children to offer up praise and thanks items]

Who do we want to pray for? [Allow the children to offer up people or situations they would like to pray for.]

Let us pray to God: [Include the praise and thanks as well as the intercessions the children voiced.]

Collect

Almighty God, help us to resist the things that make us live in darkness and instead help us to put on the armor of light so we can be ready when Jesus comes again to judge the living and the dead. Through Jesus we can spend forever with Him and You. We pray all of this through Jesus, Holy Spirit and you, one God now and forever.
Amen.













Dismissal


Send the “Letter to Parents” and worksheets home with the children. This letter is to let the parents know what the children are learning and further the discussion at home. The worksheets include various alone time activities as well as an activity or game to do with their loved ones. The letter is found in the printout section of this document.


Printouts

Olive Blossoms

Focus Illustration

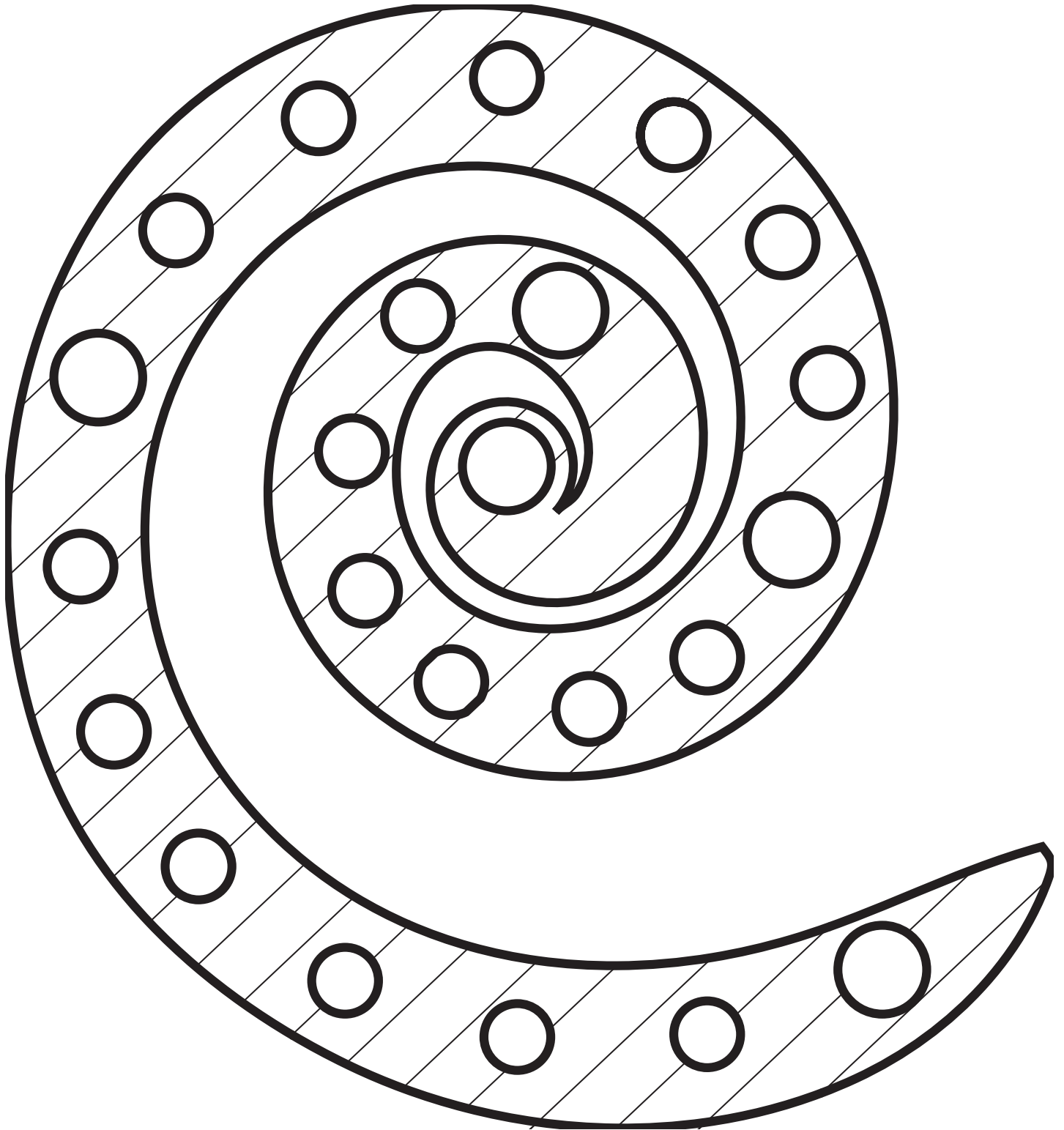


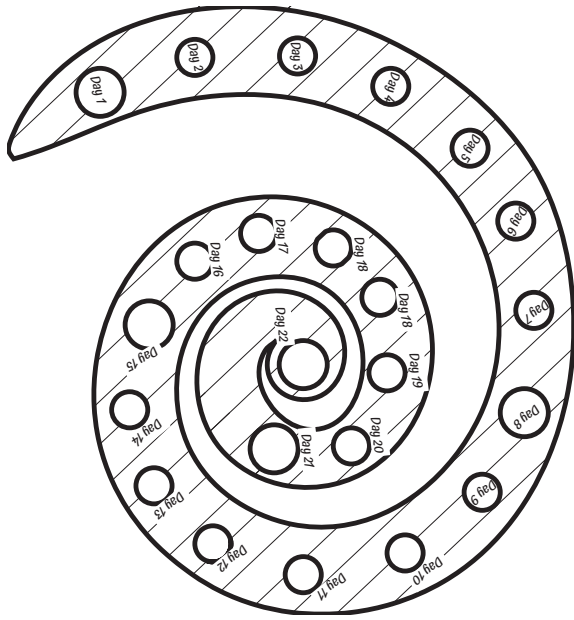




Clay Advent Wreath

Template





Clay Advent Wreath Readings

fold on line.

Christ is Coming

- Day 1 Isaiah 9:2-3
- Day 2 Isaiah 11:1-5
- Day 3 Isaiah 7:10-14
- Day 4 Micah 5:1-5
- Day 5 2 Samuel 7:12-16

Christ is Here

- Day 6 Luke 1:26-33
- Day 7 Luke 1:34-38
- Day 8 Luke 1:46-55
- Day 9 Matthew 1:18-25

fold on line.

- Day 19 Daniel 7:13-14
- Day 20 Revelation 1:4-7
- Day 21 Revelation 3:20-22
- Day 22 Revelation 2:12-13
- Day 23 Revelation 2:16-17
- Day 24 Revelation 22:20

- Day 10 Luke 2:1-7
- Day 11 Luke 2:8-12
- Day 12 Luke 2:13-20

Christ will Give

- Day 13 Romans 6:20-23
- Day 14 Galatians 4:1-7
- Day 15 1 Timothy 1:15-17
- Day 16 Titus 3:3-7
- Day 17 Philippians 2:6-8

Christ will Return

- Day 18 John 14:1-6